

## Santa Fe County DWI Dashboard Year-end Trend Report 2009-2014

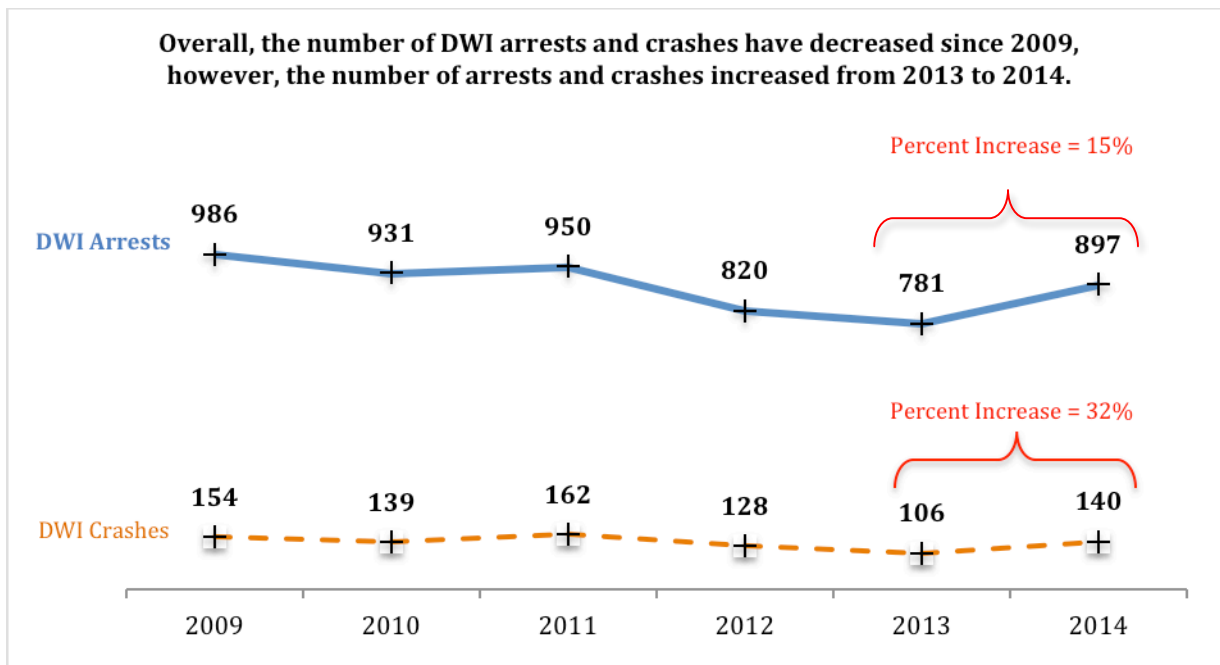
### TOTAL NUMBER OF DWI ARRESTS AND DWI CRASHES

Law enforcement agencies in Santa Fe County, including Santa Fe Police Department, Santa Fe County Sherriff's Office and New Mexico State Police District 1, have tracked the number of DWI arrests and crashes in Santa Fe County since 2009. There was a steady decrease in DWI crashes and DWI arrests from 2011 to 2013; however, in the past year, from 2013 to 2014, there was a 15% increase in DWI arrests and a 32% increase in DWI crashes.

Across the 6 years, March and June had the highest number of crashes averaging 13 DWI crashes per month.

Since 2009:

- **DWI arrests decreased 9.1%** from 986 arrests in 2009 to 897 arrests in 2014.
- **DWI crashes decreased 9.1%** from 154 alcohol related crashes in 2009 to 140 crashes in 2014.

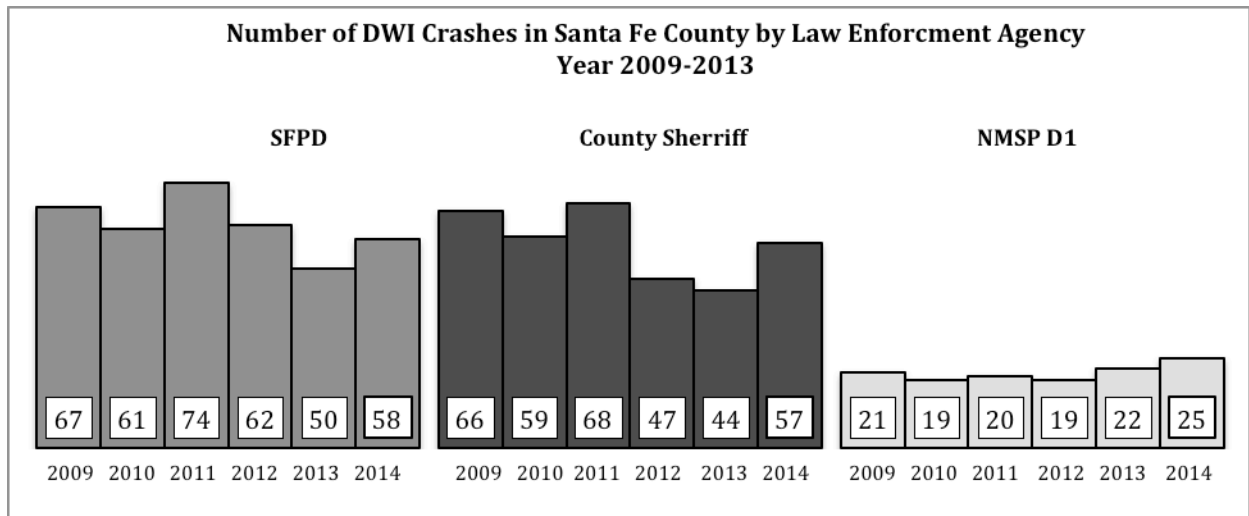


Source: Santa Fe County DWI Dashboard

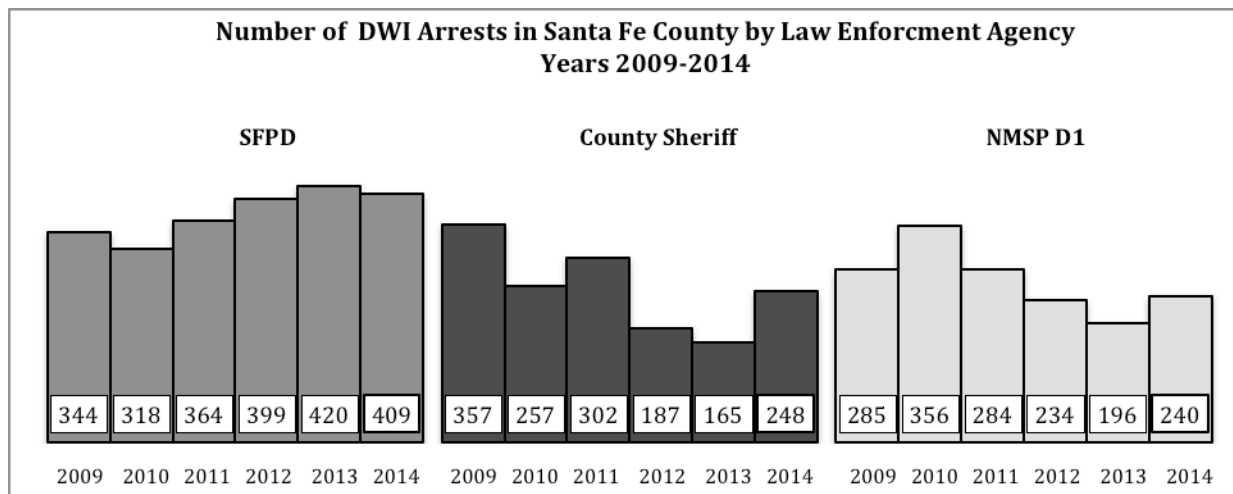
**NUMBER OF DWI ARRESTS AND DWI CRASHES BY LAW ENFORCMENT AGENCY**

**Table 1: Trends in DWI Arrests & DWI Crashes by Law Enforcement Agency, Years 2009 to 2014**

Agency	Trend in the Number of DWI Arrests and DWI Crashes	Percent Change from 2009 to 2014	
		Crashes	Arrests
SFPD	<ul style="list-style-type: none"> <li>Crashes decreased steadily from 2011 to 2013, but increased by 16% in 2014.</li> <li>Arrests increased steadily from 2010 to 2013, with a slight drop in 2014.</li> </ul>	13% decrease	19% increase
County Sheriff	<ul style="list-style-type: none"> <li>Crashes decreased from year 2011 to 2013 but increased by 30% in 2014.</li> <li>Arrests declined since 2011, however increased by 50% from 2013 to 2014.</li> </ul>	13% decrease	31% decrease
NMSP D1	<ul style="list-style-type: none"> <li>Crashes have been steadily increasing since 2012.</li> <li>Arrests declined since 2010, however increased by 22% from 2013 to 2014.</li> </ul>	19% increase	15% decrease



Source: Santa Fe County DWI Dashboard

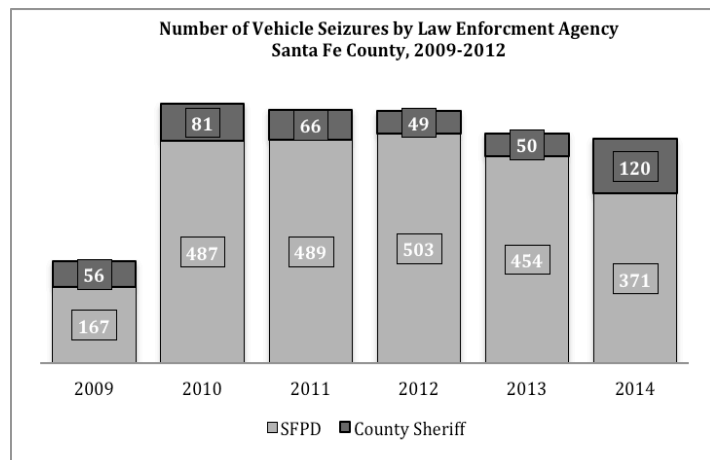


Source: Santa Fe County DWI Dashboard

## VEHICLE SEIZURES BY YEAR AND AGENCY

Enforcement of the vehicle forfeiture ordinance started mid-year in 2009. The chart below shows the number of vehicles seized by the City of Santa Fe Police Department and Santa Fe County Sheriff's Office. The City consistently seizes a higher number of vehicles than the County Sherriff. This is due to differences in the two Vehicle Forfeiture Ordinances. The City's Vehicle Forfeiture Ordinance allows seizure of a vehicle for a first DWI arrest and for driving with a suspended or revoked license as a result of a DWI arrest or conviction. Until November 2013, the County Vehicle Forfeiture Ordinance allowed vehicle seizure at the **3rd DWI arrest after two prior DWI convictions** or driving with a **revoked** license as a result of a DWI arrest. In November 2013, the County ordinance changed to allow seizure of a vehicle at **the 2nd DWI arrest with one prior DWI conviction** or driving with a **suspended or revoked** license as a result of a DWI arrest. The number of vehicles seized by the County Sherriff in 2014, after the change in the ordinance in 2013, increased by 140%. The County seized almost three times as many vehicles in 2014 compared to 2013 under the new ordinance.

City Police and County Sherriff officers have seized a total of 2,893 vehicles since 2009, with 2,471 seized by the City of Santa Fe and 422 seized by the Santa Fe County Sheriffs Office. The chart shows the number of vehicles seized by agency by year.



Source: Santa Fe County DWI Dashboard

## ALCOHOL-INVOLVED (A-I) MOTOR VEHICLE CRASH DEATH IN NEW MEXICO AND SANTA FE COUNTY

The number of A-I motor vehicle crash death has decreased since 2009 in both New Mexico and in Santa Fe County. A-I crash death has continued to be about 42% of all crash death in New Mexico. In 2014, the number of A-I crash deaths increased in NM, however the percent of death due to an alcohol-involved crash actually was lowest in this year compared to previous years.

In Santa Fe County, the number of A-I crash death has hovered around 6 to 7 deaths since 2011; however the percent of deaths due to an alcohol-involved crash fluctuates quite a bit from year to year. A-I crash death accounted for over two-thirds of all motor vehicle crash death in Santa Fe County in years 2010 and 2013. Refer to the Table 2 for details.

Year	New Mexico		Santa Fe County	
	# A-I CD	% of all CD	# A-I CD	% of all CD
2009	152	42%	10	43%
2010	145	42%	20	77%
2011	152	43%	6	55%
2012	153	42%	7	39%
2013	137	44%	7	78%
2014	148	40%	6	33%

Source: NM DOT, TSD; CD: crash death